

STA-RITE® HP/HPS Series Signature 2000®



The HP/HPS Booster Pumps are the most durable booster pump available. The proven SignaSeal™ floating impeller design minimizes thrust loads allowing for continuous operation without damage to motor bearings, mechanical seal or pump hydraulic components.

APPLICATIONS

Car wash
Filtration and reverse osmosis
Residential, commercial or agricultural pressure washing
Booster and spray systems
HVAC
General purpose pumping

SPECIFICATIONS

Max. Inlet Pressure: 80 PSI
Max. Working Pressure: 315 PSI
Max. Suction Lift: 15 feet
Maximum Limits: Prolonged use with liquids above 140°F is not recommended.
Discharge:
HP Series: cast iron
HPS Series: stainless steel
Motor Adapter and Base:
HP Series: cast iron
HPS Series: stainless steel
Shell: Stainless steel 304 grade
Impeller: Acetal
Diffuser: Polycarbonate
Shaft: Stainless steel 304 grade
O-Rings: Buna-N
Mechanical Seal: Carbon/ceramic, Buna-N

FEATURES

SignaSeal Staging System: The proven SignaSeal staging system utilizes a ceramic wear surface that, when incorporated with Sta-Rite's "true" independent floating impellers, dominates with 1st-in-class performance, superior sand handling and thrust management staging system.

Acetal Impellers: Precision-molded for perfect balance...ultra-smooth for highest performance and efficiency.

Precision-Molded Diffusers: Superior performance with high resistance to corrosion and abrasion.

Mechanical Shaft Seal: Precision lapped and highly polished carbon-ceramic, stainless steel construction. Internal design guarantees continuous water lubrication.

Motor Windings: Superior insulation materials protect against excessive moisture and contaminants...assure prolonged motor life.

Balanced Rotor: Diecast under high pressures for uniform performance and greater efficiency; dynamically balanced.

Heavy-Duty Ball Bearings: Shielded, permanently lubricated bearings, extensively tested to ensure extended life and smooth, quiet operation.

Pump and Motor Shaft: Stainless steel for maximum corrosion resistance; one-piece threaded shaft for positive impeller drive.

Dustproof Cover: All electrical components are protected from dirt, dust and insects by a dustproof canopy; ventilating air cannot contaminate.

TEFC Models available. Contact Customer Service.

STA-RITE® HP/HPS Series Signature 2000®

ORDERING INFORMATION									
Catalog Number		GPM	HP	Phase	Stages	Pipe Tapping Sizes		Motor Voltage	Shipping Wt. (Lbs.)
Cast Iron	Stainless Steel					Suction	Discharge		
HP7C	HPS7C	7	1/2	1	9	3/4"	3/4"	115/230	48
HP7C3	HPS7C3		1/2	3	9	3/4"	3/4"	208-230/460	45
HP7D	HPS7D		3/4	1	12	3/4"	3/4"	115/230	48
HP7D3	HPS7D3		3/4	3	12	3/4"	3/4"	208-230/460	45
HP7E	HPS7E		1	1	16	3/4"	3/4"	115/230	51
HP7E3	HPS7E3		1	3	16	3/4"	3/4"	208-230/460	48
HP10C	HPS10C	10	1/2	1	6	3/4"	3/4"	115/230	45
HP10C3	HPS10C3		1/2	3	6	3/4"	3/4"	208-230/460	42
HP10D	HPS10D		3/4	1	8	3/4"	3/4"	115/230	46
HP10D3	HPS10D3		3/4	3	8	3/4"	3/4"	208-230/460	43
HP10E	HPS10E		1	1	10	3/4"	3/4"	115/230	50
HP10E3	HPS10E3		1	3	10	3/4"	3/4"	208-230/460	47
HP10F	HPS10F		1-1/2	1	14	3/4"	3/4"	115/230*	58
HP10F3	HPS10F3		1-1/2	3	14	3/4"	3/4"	208-230/460	53
HP10G	HPS10G		2	1	16	3/4"	3/4"	115/230*	63
HP10G3	HPS10G3		2	3	16	3/4"	3/4"	208-230/460	59
HP20E	HPS20E	20	1	1	7	1"	1"	115/230	49
HP20E3	HPS20E3		1	3	7	1"	1"	208-230/460	46
HP20F	HPS20F		1-1/2	1	9	1"	1"	115/230*	57
HP20F3	HPS20F3		1-1/2	3	9	1"	1"	208-230/460	52
HP20G	HPS20G		2	1	11	1"	1"	115/230*	62
HP20G3	HPS20G3		2	3	11	1"	1"	208-230/460	58
HP20HG	HPS20HG		2-1/2	1	13	1"	1"	115/230*	58
HP20HG3	HPS20HG3		2-1/2	3	13	1"	1"	208-230/460	54
HP20H	HPS20H		3	1	15	1"	1"	208/230	59
HP20H3	HPS20H3		3	3	15	1"	1"	200-230/460	55
HP30E	HPS30E	30	1	1	5	1-1/4"	1-1/4"	115/230	47
HP30E3	HPS30E3		1	3	5	1-1/4"	1-1/4"	208-230/460	44
HP30F	HPS30F		1-1/2	1	6	1-1/4"	1-1/4"	115/230*	54
HP30F3	HPS30F3		1-1/2	3	6	1-1/4"	1-1/4"	208-230/460	49
HP30G	HPS30G		2	1	7	1-1/4"	1-1/4"	115/230*	57
HP30G3	HPS30G3		2	3	7	1-1/4"	1-1/4"	208-230/460	53
HP30HG	HPS30HG		2-1/2	1	9	1-1/4"	1-1/4"	115/230*	69
HP30HG3	HPS30HG3		2-1/2	3	9	1-1/4"	1-1/4"	208-230/460	54
HP30H	HPS30H		3	1	11	1-1/4"	1-1/4"	208/230	59
HP30H3	HPS30H3		3	3	11	1-1/4"	1-1/4"	200-230/460	55

Note: ODP motor is standard; for TEFC motors, contact Customer Service.

*HPS models 230V only.

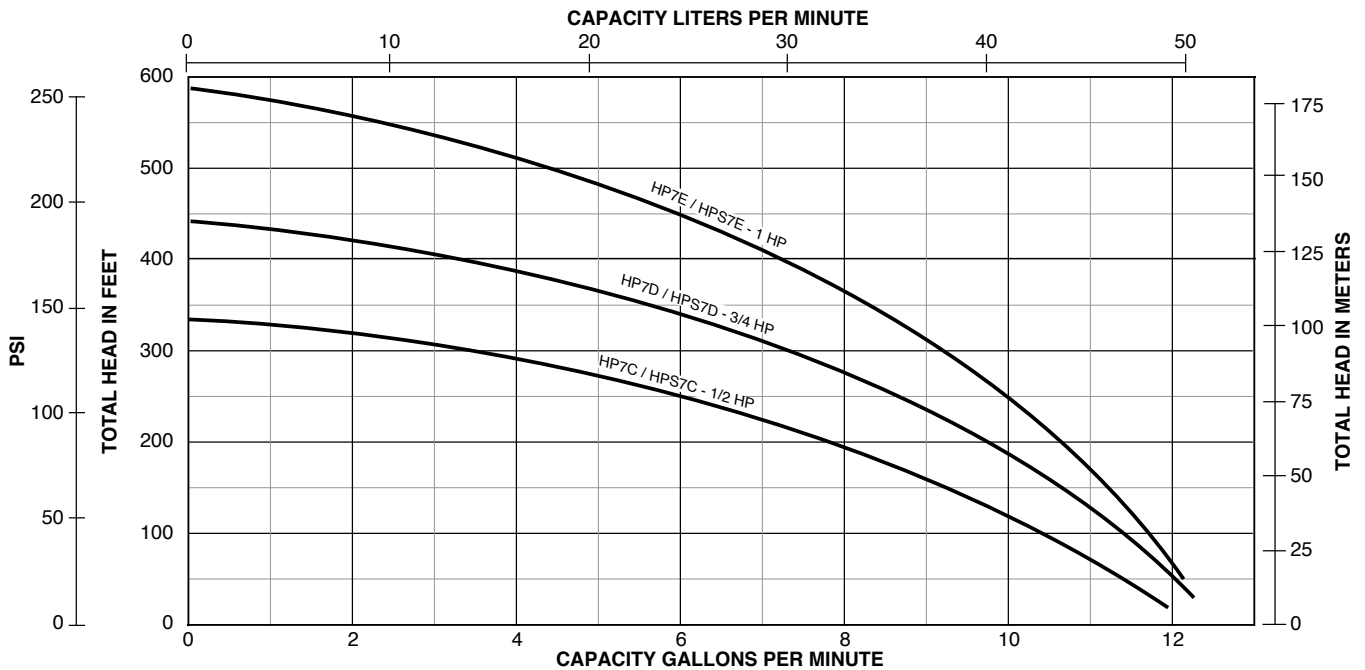
ORDERING INFORMATION (ACCESSORIES)		
Pkg. No.	Description	Approx. Wt. Lbs.
SUCTION		
83	Suction hose – 3/4" 150 PSI hose, 6 ft. section with two (2) female hose fittings	3
85	Two (2) garden hose/NPT adapters – 3/4" NPT male to 3/4" garden hose male	3
150 PSI RATED* DISCHARGE		
84	Discharge hose – 3/4" 150 PSI hose, 25 ft. section with male and female garden hose fittings	10
86	High-pressure pistol-grip nozzle with three (3) nozzles (No. 56, 50 and 49)	2

*To select proper discharge accessories for your pump, add incoming pressure to pump output pressure, to determine total discharge pressure.

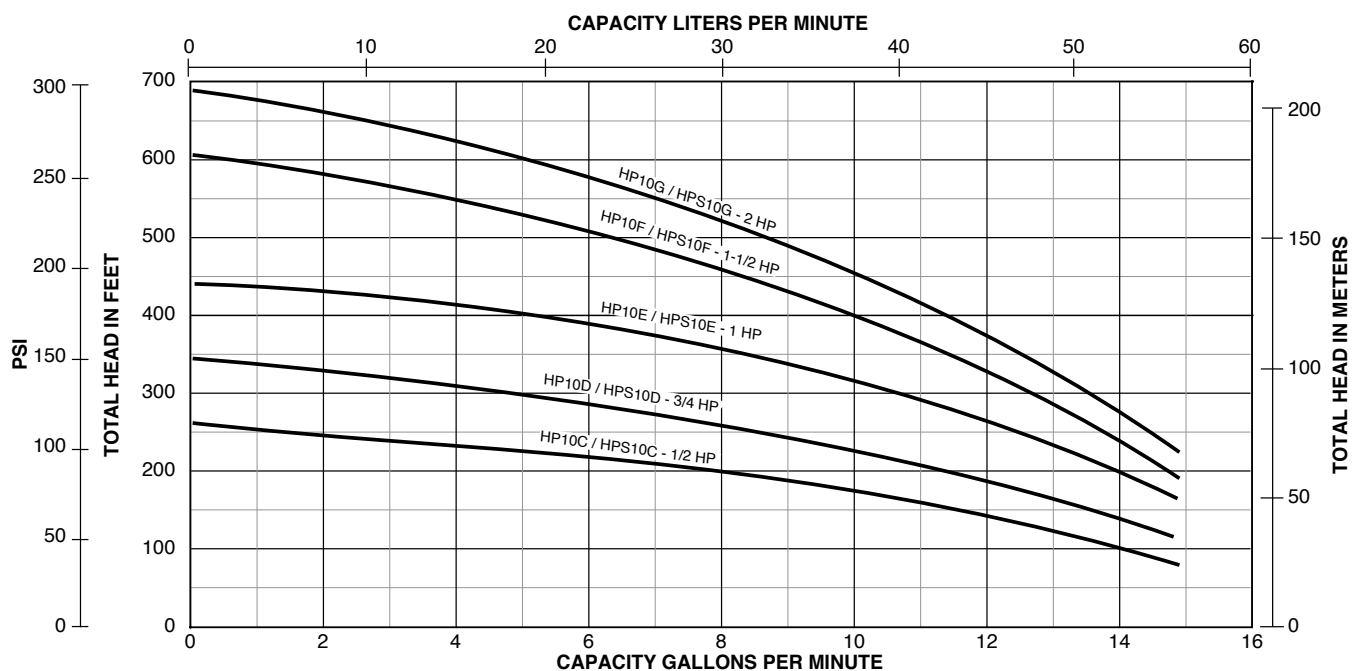
Example: Incoming pressure 20 PSI + pump output pressure (HP7C at 0 GPM, 300') 87 PSI = Total 150 PSI at discharge = 150 PSI rated discharge accessories

STA-RITE® HP/HPS Series Signature 2000®

PUMP PERFORMANCE: 7 GPM

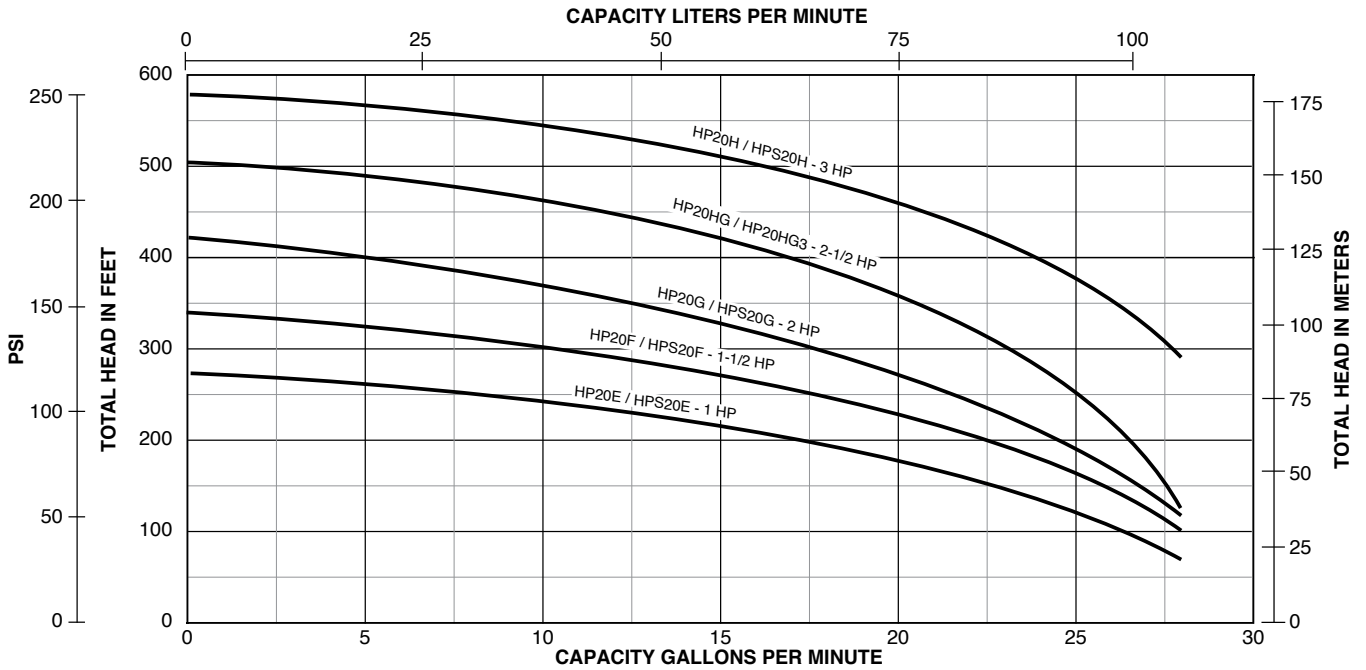


PUMP PERFORMANCE: 10 GPM

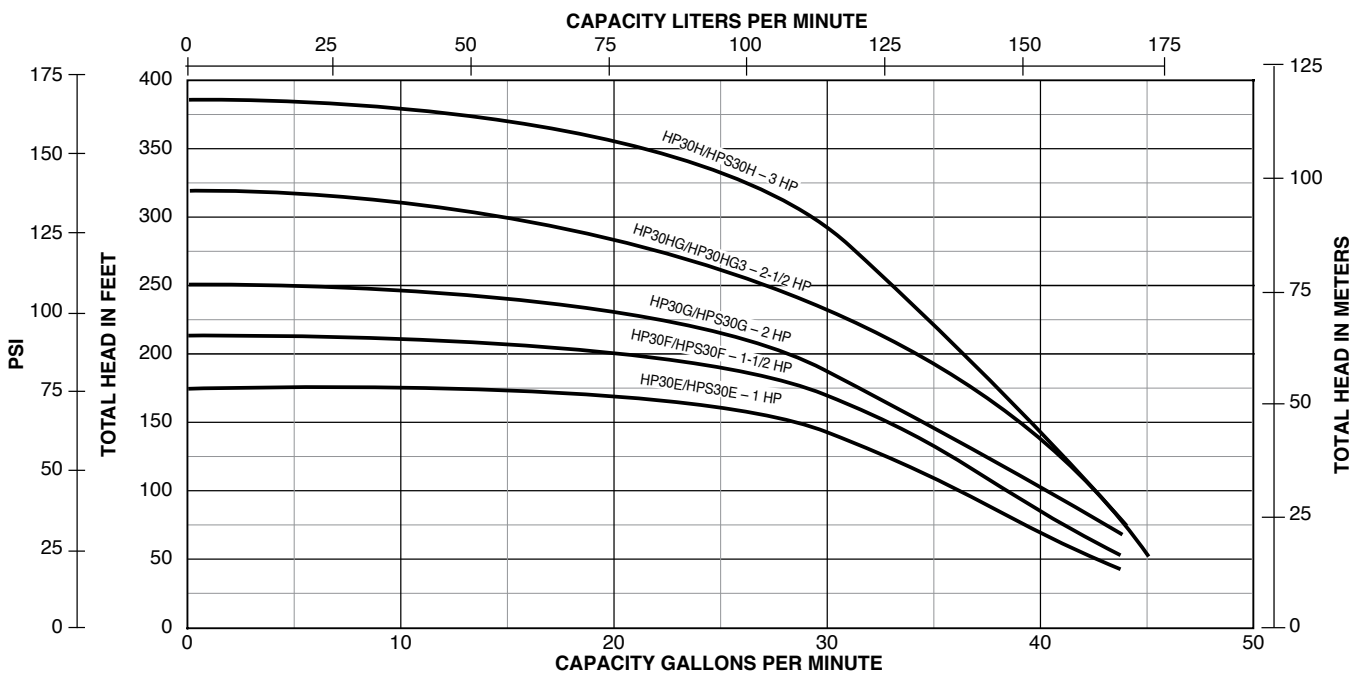


STA-RITE® HP/HPS Series Signature 2000®

PUMP PERFORMANCE: 20 GPM

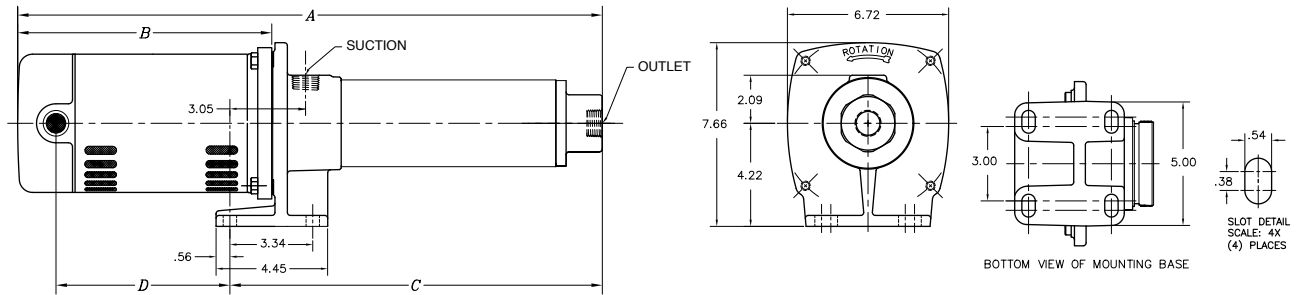


PUMP PERFORMANCE: 30 GPM



STA-RITE® HP/HPS Series Signature 2000®

OUTLINE DIMENSIONS



DIMENSIONS: CAST IRON (IN INCHES)

Catalog Number	HP	A	B	C	D
HP7C	1/2	24.60	10.38	15.76	6.88
HP7C3	1/2	23.34	9.12	15.76	7.88
HP7D	3/4	27.73	10.88	18.39	7.88
HP7D3	3/4	27.22	10.38	18.39	7.47
HP7E	1	32.23	11.88	21.89	8.88
HP7E3	1	31.23	10.88	21.89	7.88
HP10C	1/2	23.19	11.60	13.13	8.63
HP10C3	1/2	20.71	9.12	13.13	6.88
HP10D	3/4	25.31	11.97	14.88	9.00
HP10D3	3/4	23.71	10.38	14.88	7.47
HP10E	1	28.12	13.03	16.63	10.06
HP10E3	1	25.97	10.88	16.63	7.88
HP10F	1-1/2	32.07	13.47	20.14	10.50
HP10F3	1-1/2	30.47	11.88	20.14	8.88
HP10G	2	34.13	13.78	21.89	10.81
HP10G3	2	32.97	12.63	21.89	9.63
HP20E	1	26.02	11.88	15.68	8.88
HP20E3	1	25.02	10.88	15.68	7.88
HP20F	1-1/2	29.84	13.47	17.91	10.50
HP20F3	1-1/2	28.24	11.88	17.91	8.88
HP20G	2	32.38	13.78	20.14	10.81
HP20G3	2	31.22	12.63	20.14	9.63
HP20HG	2-1/2	33.82	13.18	22.36	10.25
HP20HG3	2-1/2	33.84	13.20	22.36	10.28
HP20H	3	36.80	14.05	24.47	11.12
HP20H3	3	34.67	11.92	24.47	8.97
HP30E	1	25.08	11.88	14.92	8.69
HP30E3	1	24.08	10.88	14.92	7.69
HP30F	1-1/2	27.26	12.63	16.35	9.44
HP30F3	1-1/2	26.51	11.88	16.35	8.69
HP30G	2	28.49	12.42	17.79	9.47
HP30G3	2	28.70	12.63	17.79	9.44
HP30HG	2-1/2	32.24	13.18	20.78	10.25
HP30HG3	2-1/2	32.26	13.20	20.78	10.28
HP30H	3	35.86	14.05	23.53	11.12
HP30H3	3	33.73	11.92	23.53	8.97

DIMENSIONS: STAINLESS STEEL (IN INCHES)

Catalog Number	HP	A	B	C	D
HPS7C	1/2	25.82	11.60	15.76	8.63
HPS7C3	1/2	23.84	9.12	15.76	6.88
HPS7D	3/4	28.82	11.97	18.39	9.00
HPS7D3	3/4	27.22	10.38	18.39	7.47
HPS7E	1	33.38	13.03	21.89	10.06
HPS7E3	1	31.23	10.88	21.89	7.88
HPS10C	1/2	23.19	11.60	13.13	8.63
HPS10C3	1/2	20.71	9.12	13.13	6.88
HPS10D	3/4	25.31	11.97	14.88	9.00
HPS10D3	3/4	23.71	10.38	14.88	7.47
HPS10E	1	28.12	13.03	16.63	10.06
HPS10E3	1	25.97	10.88	16.63	7.88
HPS10F	1-1/2	32.07	13.47	20.14	10.50
HPS10F3	1-1/2	30.47	11.88	20.14	8.88
HPS10G	2	34.13	13.78	21.89	10.81
HPS10G3	2	32.97	12.63	21.89	9.63
HPS20E	1	26.05	13.03	14.56	10.06
HPS20E3	1	23.90	10.88	14.56	7.88
HPS20F	1-1/2	29.84	13.47	17.91	10.50
HPS20F3	1-1/2	28.24	11.88	17.91	8.88
HPS20G	2	32.38	13.78	20.14	10.81
HPS20G3	2	31.22	12.63	20.14	9.63
HPS20HG	2-1/2	33.82	13.18	22.36	10.28
HPS20HG3	2-1/2	33.84	13.20	22.36	10.28
HPS20H	3	36.80	14.05	24.47	11.12
HPS20H3	3	34.67	11.92	24.47	8.97
HPS30E	1	26.23	13.03	14.92	9.87
HPS30E3	1	24.08	10.88	14.92	7.69
HPS30F	1-1/2	28.10	13.47	16.35	10.31
HPS30F3	1-1/2	26.51	11.88	16.35	8.69
HPS30G	2	29.85	13.78	17.79	10.62
HPS30G3	2	28.70	12.63	17.79	9.44
HPS30HG	2-1/2	32.24	13.18	20.78	10.28
HPS30HG3	2-1/2	32.26	13.20	20.78	10.28
HPS30H	3	35.86	14.05	23.53	11.12
HPS30H3	3	33.73	11.92	23.53	8.97